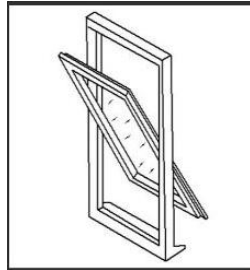


ARCHITECTURAL DRAUGHTSMAN QUESTION BANK

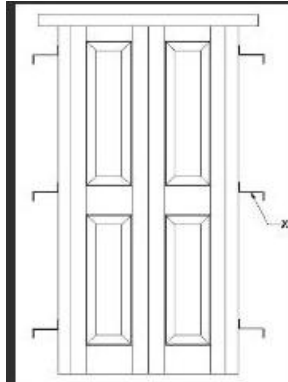
DOORS AND WINDOWS

1. Which type of window is provided on a slope roof to admit light?
2. What is the horizontal projection of door head or sill?
3. What is a cut in a frame of a door to receive the shutter called?
4. Which of the following window frames had no rebate?
 - a) Pivoted window
 - b) casement window
 - c) bay window
 - d) fixed window

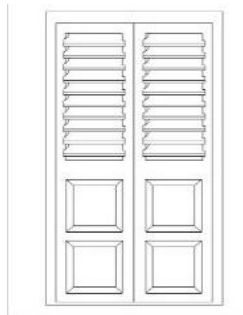
5. Identify the type of window?



6. What should be the minimum width of a toilet door?
7. Which type of door is provided for additional light?
 - a) Glazed door
 - b) flush door
 - c) laminated door
 - d) wooden sliding door
8. What should be the minimum width of a bedroom door?
9. What is the part marked as X?



10. What are flush doors commonly used?
 - a) For External doors
 - b) for main doors
 - c) for toilets
 - d) for security doors
11. Which type of doors is provided to prevent the entry of flies mosquitoes and insects?
 - a) Louvered door
 - b) revolving door
 - c) flush door
 - d) fly proof door
12. Which one is a kind of metal door and is used for security purpose?
 - a) Panel door
 - b) glazed door
 - c) flush door
 - d) collapsible door
13. What is the standard sill height to provide a window?
14. Identify the type of door?



15. Which type of door does not have any rebate?
 - a) Swing door
 - b) panel door
 - c) batten door
 - d) glazed door
16. What is the purpose of bracing in batten door?
 - a) To increase the height of the door
 - b) to provide decoration to the door
 - c) it provides more strength to the door
 - d) it reduce the weight of the door

ARCHITECTURAL DRAUGHTSMAN QUESTION BANK

DOORS AND WINDOWS

17. What is the standard frame size of a casement window??

18. Which type of window is ideally suitable for schools and colleges?

- a) swing window b) steel window c) bay window d) corner window

19. Which type of windows are ideally suitable for residents?

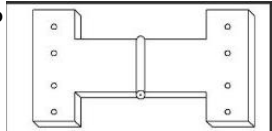
- a) Paneled window b) clerestory window c) metal window d) dormer window

20. What is the standard thickness of shutter for windows?

21. Which type of window has an outward projection from the wall of a room?

22. Which type of hinge is commonly used in windows?

23. Identify the type of hinge?



24. Why are wedges provided in a door joint?

25. What is the standard size of an ventilator provided for toilets?

- a) 100x100mm b) 300x230mm c) 1200x900mm d) 600x600mm

26. Where is mitre and butt joint used in a door?

27. Which type of door enables air to pass into the room and prevents from flies?

28. What is the purpose of skylight?

- a) Provides strength to the ceiling b) provides extra light from ceiling
c) provides movement to the ceiling d) decreases the cost of the construction

29. Which type of joint is used for lock rail in a door?

30. Which type of hinges is used for batten door?

- a) garnet hinge b) butt hinge c) spring hinge d) rising butt hinge